



sentix Eco Report Indicators for the Global Economy

7th May 2012

Free of charge for active sentix survey participants / Standard conditions at www.sentix.de



Patrick Hussy

CEFA, Managing Director

patrick.hussy@sentix.de



sentix GmbH

Feldbergstraße 2, 65550 Limburg / Lahn

Tel. +49 (6021) 418 180, info@sentix.de

sentix economic index: Euroland in recession mode

- Last month's drop in the sentix economic index was a first warning sign; now, the economy in Euroland continues to slide! With -24.5, the total index undercuts last year's low. Its May 2012 values are as low as those of September 2009.
- The current situation experiences an especially sharp drop. An 11.5 point fall pushes the barometer to an index level of -31.5 points and signals a recession in Euroland.
- The economic indicators for Germany are still holding, but the expectations for the next 6 months cannot completely defy Euroland gravity and drop to -5.8 points. The current situation remains conspicuously stable at +40.3 points.
- Besides Euroland, the USA also clouds up. The economic drop isn't quite as pronounced as in Euroland, but the advance praise of the past months seems to have been used up.

Statistics

Survey period: **03.05.-05.05.2012**

Participants: **867**

sentix indications for upcoming market events

At this point we will publish upcoming important market events and the expectations which can be derived from already published sentix data.

sentix – first mover advantage

15.05.2012 - clear cutback expected, even for economic expectations
Germany

24.05.2012 - ifo-Index: pressure based on Euroland visible, current situation stable yet

from 24.05.2012 - Euroland PMIs - enduring weakness

22.05.-25.05.2012 - China PMI - yet supported

Euroland economy chart **May 2012**

Euro area	Dec 11	Jan 12	Feb 12	Mar 12	Apr 12	May 12
Overall Index	-24.0	-21.1	-11.1	-8.2	-14.7	-24.5
Headline Index						
- Current situation	-17.3	-18.8	-15.8	-14.0	-20.0	-31.5
- Expectations	-30.5	-23.5	-6.3	-2.3	-9.3	-17.3

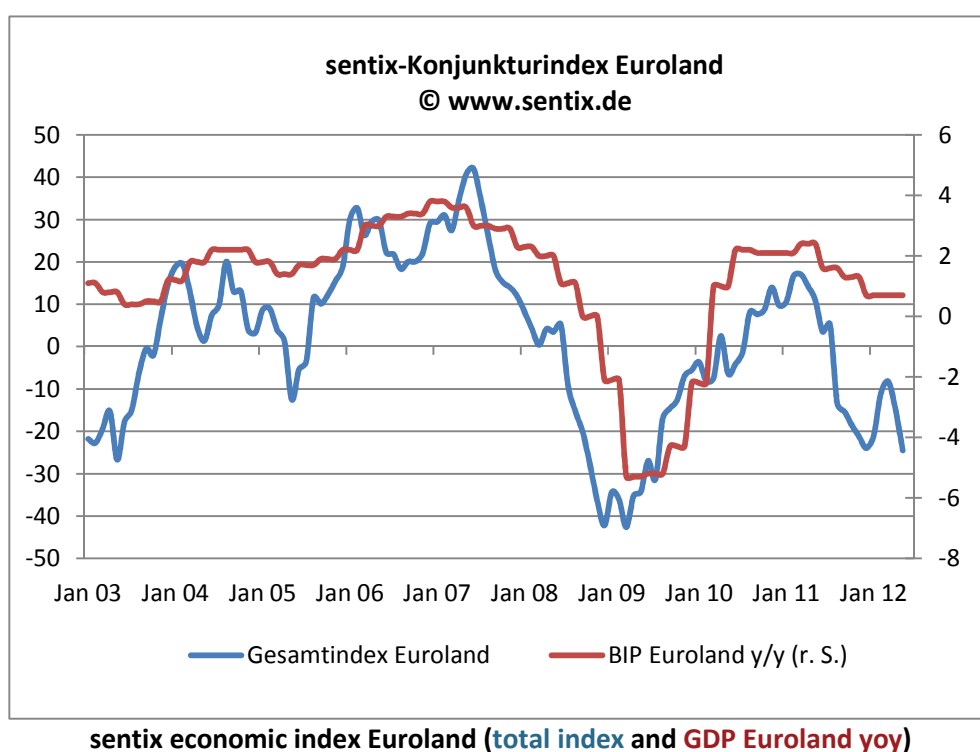


Commentary on survey results for May 2012

Euroland in recession mode

Last month's slumps are aggravated: the sentix total index for Euroland falls strongly by 9.80 points to -24.5 points. Especially the economic situation makes no secret of the fact that investors are acting on the assumption that Euroland is heading for a pronounced recession. The German economy is trying to lift itself out of this development, but the economic expectations cannot get away from the minus signs, either. The US economy has also begun to weaken.

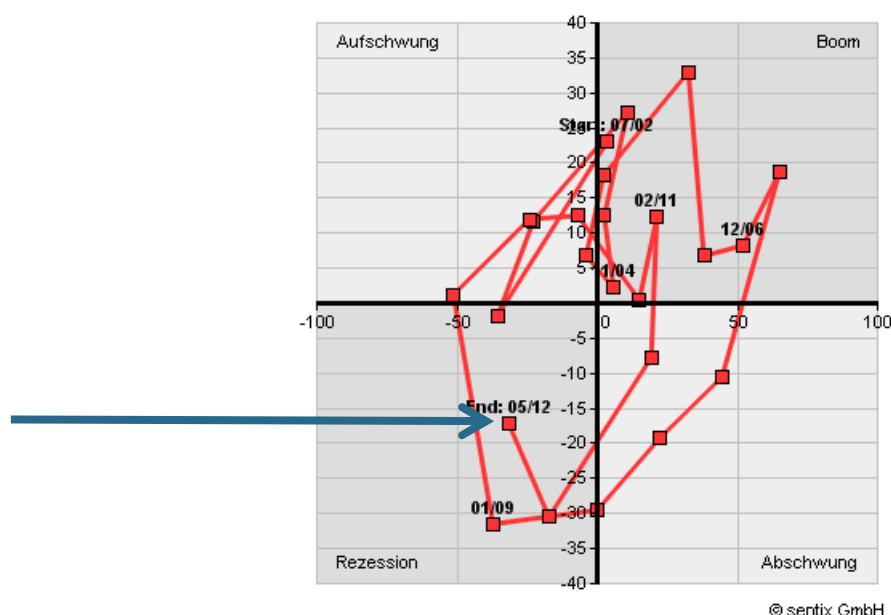
After the disappointment in April, a cold shower follows in May for the Euro zone! The crisis is back, with its symptoms, even though the ECB tried to 'liquidate' the recession spectre. The sentix economic index drops to -24.5 points – completely wiping away the entire recovery movement of 2012. A glance at the historic development of the index shows that the total index was last lower in September 2009. Then, we had the Lehman effect; in May 2012 we have the anxiety surrounding the banking sector as a whole and the solvency of a number of states. The economic situation drops especially strongly. A minus of 11.5 points pushes the sub-component to an index level of -31.5 points and inevitably signals a recession in Euroland.



The effect of a generous handing out of central bank money for the markets and the economy has already been blown to smoke only a few weeks after the second three-year tender of the ECB. One issue should therefore be crucial for the markets, namely what financial leeway central banks and states will still have should a renewed economic weakness hit once more. Public discussion in the past days has been turning away from the political will to save. A growth pact is on the agenda for the next meeting of the EU. Considering the latest sentix results for Euroland, this discussion will become all the more heated. The sentix economic clock is now clearly in the recession quadrant:



sentix -EU- Economy Clock



Euroland is not the same as Germany! Investors seem to see the German economy on an island of tranquillity. The assessment of the current situation remains conspicuously robust at +40.3 points. Only the values for economic expectations feel the Eurozone drag. This, at least, has arrived in the red with -5.8 points. One thing can be read from this data: the longer the problems in Eurozone continue, the stronger the effects will be for the German economy.

Germany	Dec 11	Jan 12	Feb 12	Mar 12	Apr 12	May 12
Overall Index	5.6	10.0	22.0	23.0	19.1	16.0
Headline Index						
- Current situation	36.3	37.0	41.4	41.4	41.3	40.3
- Expectations	-21.0	-14.0	4.1	6.0	-1.0	-5.8

The economy on the other side of the Atlantic also has news for us. The total index for the USA falls back to 7.7 points, economic expectations are once again moving towards the zero line (expansion border). Is the wonder of US economic recovery already over after such a short time? One thing is certain in this context: this development is no good for Obama's election campaign. The short-term hopes of the capital markets are once again centred around the FED and in a QE 3.0. With such measures, short-term successes are possible. Whether this is a feasible medium-term path to a solution is more than questionable after the experiences with QE 1.0 and QE 2.0.

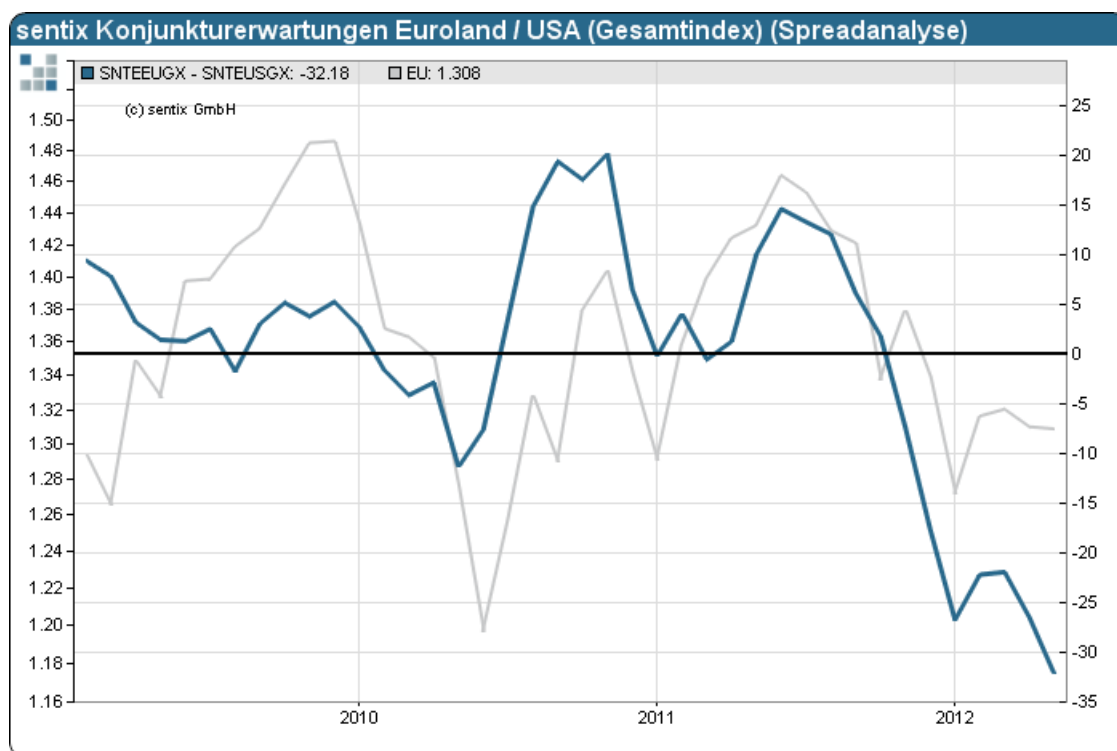


sentix Eco Report Indicators for the Global Economy

7th May 2012

USA	Dec 11	Jan 12	Feb 12	Mar 12	Apr 12	May 12
Overall Index	-6.4	5.6	11.1	13.7	11.8	7.7
Headline Index						
- Current situation	-3.8	8.5	12.0	17.8	17.8	14.0
- Expectations	-9.0	2.8	10.3	9.8	6.0	1.5

A glance at the relative assessment of the Euroland and US economic zones also gives us a hint to the currency development of EUR/USD. With the latest data, a prognosis can be made from the spread analysis of both total indexes. It points to high structural pressure for the Euro. This will prove to have enormous explosive potential in the coming weeks.



Spread analysis sentix economic index (total index Euroland without USA) and EUR/USD

The region Asia ex Japan is holding up surprisingly well. The total index is able to improve against the general trend by 0.6 points. In the competition of global economies the region remains the growth motor for the time being.

Asia ex Japan	Dec 11	Jan 12	Feb 12	Mar 12	Apr 12	May 12
Overall Index	11.8	14.4	25.7	28.8	21.8	22.4
Headline Index						
- Current situation	31.3	30.8	37.5	41.0	34.8	36.8
- Expectations	-6.0	-0.8	14.5	17.3	9.5	9.0



Data availability

Bloomberg

FACTSET



Macrobond



sentix 
expertise in behavioral finance

About sentix

On a weekly basis, more than 3.200 registered investors (of which more than 700 are institutionals) supply us with their market assessment. Out of this data, sentix calculates sentiment indexes, which mirror the sentiment of equity markets (DAX, EuroSTOXX 50, Nikkei 225, S&P 500), bond markets (Bund-Future, US-Treasury-Future) and currencies (EUR/USD, USD/YEN). These sentiment indexes are setting the standard, held in high regard by many renowned financial players and are used by investment professionals in their analyses and investment processes. A history of more than seven years and the simple access to data via reputable data providers as well as a website document the outstanding position of sentix as the leading independent sentiment data base.

Background and methodology

See <http://konjunktur.sentix.de>



Disclaimer

Important information concerning liability, compliance, protection of investors and copyright

This information is meant only for distribution in countries in which this is permitted by law.

This analysis is for information purposes only and (i) does not constitute or form part of any offer for sale or subscription of or solicitation of any offer to buy or subscribe for any financial, money market or investment instrument or any security, (ii) is neither intended as such an offer for sale or subscription of or solicitation of an offer to buy or subscribe for any financial, money market or investment instrument or any security nor (iii) as an advertisement thereof. The investment possibilities discussed in this report may not be suitable for certain investors depending on their specific investment objectives and time horizon or in the context of their overall financial situation.

The investments discussed may fluctuate in price or value. Investors may get back less than they invested.

Changes in rates of exchange may have an adverse effect on the value of investments. Furthermore, past performance is not necessarily indicative of future results. In particular, the risks associated with an investment in the financial, money market or investment instrument or security under discussion are not explained in their entirety.

We assume no liability for the information contained in this analysis. The analysis is no substitute for personal investment consultation. Even on the basis of the depicted opportunities and risks, investors must individually assess – on the basis of their own personal investment strategies, the financial, legal and fiscal situation - whether an investment in the financial instruments depicted here is sensible for them. As this document is in no way a direct investment recommendation, this document or parts of it

should not be used as the basis for any conclusion of contract or for any commitment to obligations of any kind. Investors are asked to contact the investment analysts of their banks for individual investment advice and other individual explanations and advice.

Neither the sentix GmbH nor any of its managing directors, employees or other persons assume liability for losses or damages caused in connection with the use of this document or its contents.

The sentiment analysis is made available via the internet to those sentix participants of which is assumed that they do not base their investment decisions inappropriately on the basis of this analysis.

Statements or conclusions made through data or services do not include warrants or guarantees for future market- or price changes. The opinions and assessments expressed therein can change without prior notice.

The sentix GmbH explicitly points out that both the sentix GmbH, its legal agents as well as their employees (in the following: the Involved) regularly conduct transactions in equity and other financial instruments which the data and services refer to. They do this both in their own names and for their own accounts as well as in the name and accounts of third parties. Should the Involved have been involved in an emission of instruments for the finance markets in the past 12 months, this is separately indicated at the corresponding place.

All rights of use for this analysis, its data and services are property of the sentix GmbH and are copyrighted. The sentix GmbH reserves its right to inflict penalties for the unauthorized usage of data and services, especially unauthorized commercial use. A reproduction or subsequent processing of website elements, analyses, data or services in electronic, written or other form is prohibited without prior consent by the sentix GmbH. Analyses that are only available in the secure customer area may not be quoted, neither in full, nor in part. An exception to this are analyses, data or services which have been posted by the sentix GmbH via the press mailing list or which have been presented in other form for public propagation.

This analysis may not – either in full or in part, regardless of underlying intent – be forwarded, reproduced or published.

„sentix“ is a registered trademark of Manfred Hübner and Patrick Hussy.

DAX, TecDAX, Xetra und Eurex are registered trademarks of the Deutsche Börse AG. Dow Jones EURO STOXX 50 is a registered trademark of the STOXX Limited. Other names of products and companies which may be mentioned on this site could also be protected or be registered trademarks of other companies.

ANALYST DECLARATION

Neither in the past, present or future is the remuneration of the author linked – either directly or indirectly – to his or her recommendations or views expressed in this context.