



# sentix Eco Report Indicators for the Global Economy

09. July 2012

Free for active setix survey participants / standard conditions at [www.sentix.de](http://www.sentix.de)



## Patrick Hussy

CEFA, Managing Director

[patrick.hussy@sentix.de](mailto:patrick.hussy@sentix.de)



sentix GmbH

Feldbergstraße 2, 65550 Limburg / Lahn

Tel. +49 (6021) 418 180, [info@sentix.de](mailto:info@sentix.de)

## sentix economic index: the Euroland virus has begun to infect the globe

- The total index for Euroland has dropped for the fourth time in a row and falls by 0.7 points to an index level of -29.6 points. This level was last undercut in July 2009.
- Situational values have kept their negative level of the previous month at -35 points while 6-month expectations have dropped by 1.5 points and have reached a new annual low at -24.0 points.
- The Euroland virus has jumped ship: the weakness in Euroland has begun to infect other world regions. The drop is especially strong for the US economy, where the total index drops from -0.1 to -6.1. But the loser of the month is Germany with an index drop of 6.9 points.

### Statistics

Survey time: **05.07.-07.07.2012**

survey participants: **865**

## sentix indications for upcoming market events

17.07.2012 - ZEW-index - decline for Euroland is moderate, but German economy is more and more under pressure

25.07.2012 - ifo-index - weak economic data "ante portas"

24.07.2012 - Euroland PMIs - enduring weakness

19.07.2012 - Phili-Fed-index - bitter disappointment is pre-programmed

Here, you can find valuable information on important upcoming market events and the expectations that can be derived from already published sentix data on these issues.

## Table of Results **July 2012** for the Euroland economy

Euro area	Feb 12	Mar 12	Apr 12	May 12	Jun 12	Jul 12
<b>Overall Index</b>	-11.1	-8.2	-14.7	-24.5	-28.9	-29.6
<b>Headline Index</b>						
- Current situation	-15.8	-14.0	-20.0	-31.5	-35.0	-35.0
- Expectations	-6.3	-2.3	-9.3	-17.3	-22.5	-24.0



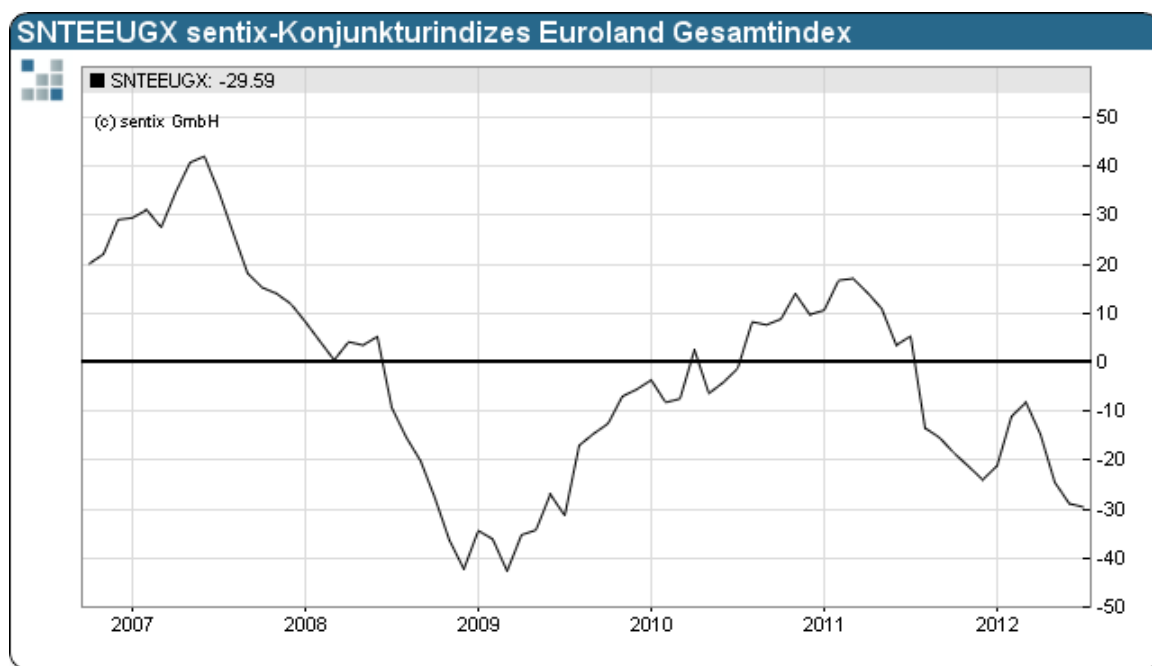
### Commentary to the survey results of July 2012

#### The Euroland-Virus has infected the globe

The development we could already foresee in the sentix data of April / May has now come to fruition. The economic weakness in Euroland is infecting the globe. All total indices for the 6 most important world regions have dropped, especially the US economy. Germany suffers the most.

Since April the sentix economic index has been presenting us with disappointing numbers. In July, the total index for Euroland drops again and hits a level at -29.6 points that was last undercut in July 2009. The economic expectations even hit an annual low at -24.0 points, while economic situation confirms its negative level of the previous month at -35.0 points.

In the past months, investors have recognized that the crisis with its symptoms cannot simply be 'liquidated away' and that the rest of the world is not immune to the problems of the southern Europeans. The political decisions made on the EU level make no difference to this extent. Even the measures decided upon by a number of central banks a few days ago are seen as sign of weakness. That which showed itself over the past weeks in the sentix data can consequently be seen in the economic situation: trust in the union currency is eroding and the equity markets are suffering more and more from a loss of faith. Politicians, central banks and the economy are in a predicament.



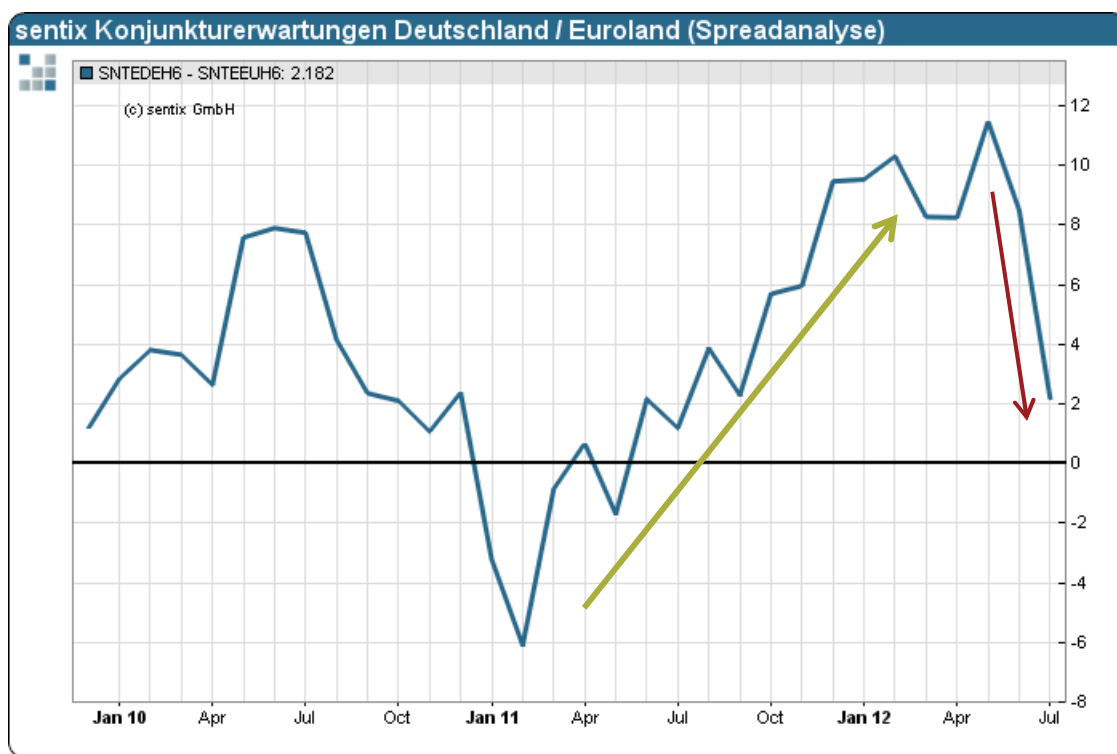
sentix economic index Euroland (total index)

The fourth drop in a row in the Euroland index has not remained the only consequence for the global economy. For a long time, investors had hoped that above and beyond all, the strong German economy would be able to disconnect. But a good dose of realism has set in, here. The total index for Germany has lost 6.9 points. Especially the economic expectations have slumped. A minus of 7.8 points shows that Europe's economic locomotive is in for a rather more dynamic cooling off than the current consensus wants to admit.



Germany	Feb 12	Mar 12	Apr 12	May 12	Jun 12	Jul 12
<b>Overall Index</b>	22.0	23.0	19.1	16.0	9.1	2.2
<b>Headline Index</b>						
- Current situation	41.4	41.4	41.3	40.3	35.0	29.4
- Expectations	4.1	6.0	-1.0	-5.8	-14.0	-21.8

The spread analysis of Germany to Euroland shows how clear the weakness has become. Especially in the past year, the expectation indices have clearly moved apart, "Made in Germany" was king and in many believed that a crisis in Germany was difficult to imagine. But the head start of over 11 points has now melted to 2.2 points. Germany is, in fact, not an island!



## Spread of sentix economic expectations Germany to Euroland

The virus has jumped ship. Politicians have tried to stop this from happening for a long time, but are now confronted with the question of what else one can possibly do against the current situation. But the high flyer USA has now been hit harder. The total index for the USA has clearly dropped by 6.0 points, driven by even weaker values for economic expectation. With -12.75 points, the sub-index hits the level of November 2011 and wipes away the entire economic recovery as if the last half year had never taken place.

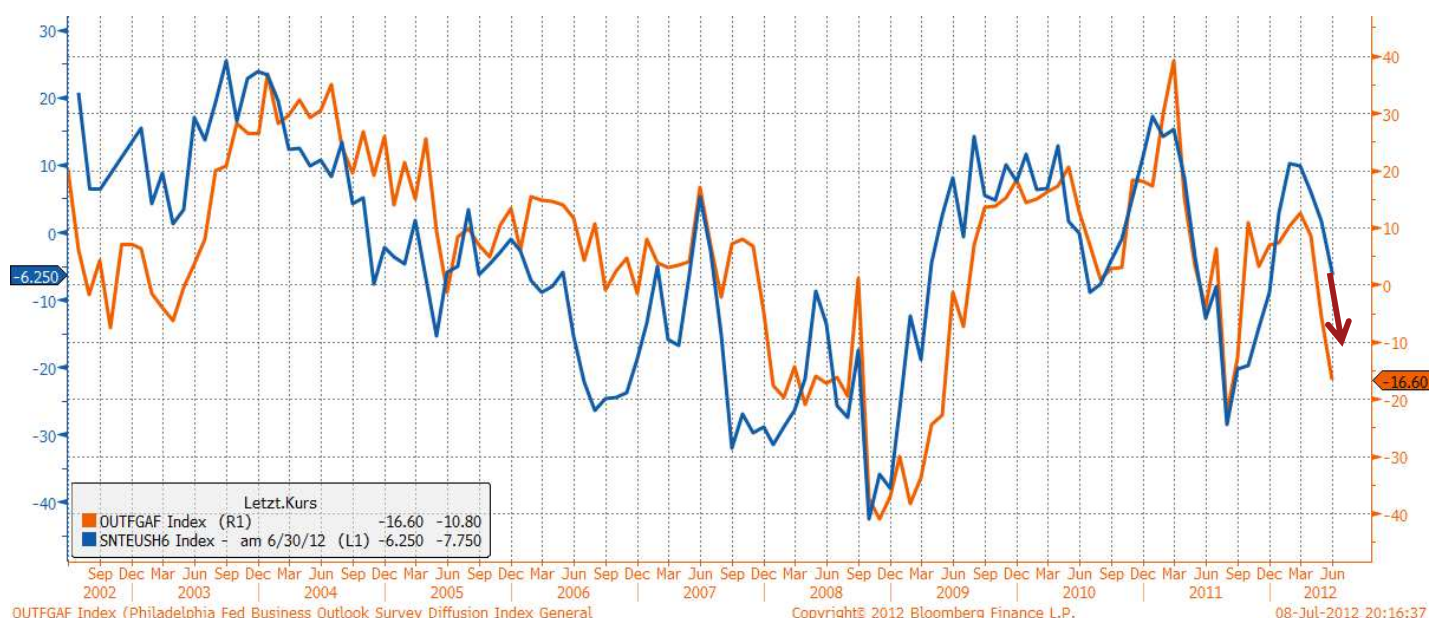


# sentix Eco Report Indicators for the Global Economy

09. July 2012

USA	Feb 12	Mar 12	Apr 12	May 12	Jun 12	Jul 12
<b>Overall Index</b>	11.1	13.7	11.8	7.7	-0.1	-6.1
<b>Headline Index</b>						
- Current situation	12.0	17.8	17.8	14.0	6.3	0.8
- Expectations	10.3	9.8	6.0	1.5	-6.3	-12.8

The importance of this indication and how well sentix data could also help for the prognosis of the US economy can be seen in the following comparison with the Phila-Fed Index. Knowing that sentix starts off the data hand-out of the leading indicators every month, the simultaneous turnaround points in the monthly chart become even more impressive. The prognosis for July is set, unfortunately downward.



## sentix economic expectations USA and Philadelphia FED Index

If the Emerging Markets suffer and Japan is not able to get back on its feet, then a drop in the sentix Global Aggregate is already almost pre-programmed. The total index drops here to -4.9 and reminds us of summer 2011, when a 'sudden' global economic weakness was also on the horizon. To build on an exceptional strength of China seems courageous in this context (see results of the sentix economic index Asia ex Japan).

Global aggregate	Feb 12	Mar 12	Apr 12	May 12	Jun 12	Jul 12
<b>Overall Index</b>	10.3	13.8	9.2	5.7	-1.6	-4.9
<b>Headline Index</b>						
- Current situation	13.3	17.8	14.7	11.7	4.6	2.0
- Expectations	7.4	9.9	3.8	-0.2	-7.7	-11.6



### Further data and charts:

<b>Japan</b>	Feb 12	Mar 12	Apr 12	May 12	Jun 12	Jul 12
<b>Overall Index</b>	-4.4	1.7	0.6	-1.8	-6.3	-10.8
<b>Headline Index</b>						
- Current situation	-11.0	-4.5	-0.8	-2.8	-6.0	-8.8
- Expectations	2.5	8.0	2.0	-0.8	-6.5	-12.8

<b>Latin America</b>	Feb 12	Mar 12	Apr 12	May 12	Jun 12	Jul 12
<b>Overall Index</b>	20.6	23.8	18.2	13.7	5.3	4.6
<b>Headline Index</b>						
- Current situation	29.0	33.3	28.3	25.8	15.0	16.3
- Expectations	12.5	14.8	8.5	2.3	-4.0	-6.5

<b>Asia ex Japan</b>	Feb 12	Mar 12	Apr 12	May 12	Jun 12	Jul 12
<b>Overall Index</b>	25.7	28.8	21.8	22.4	12.7	9.8
<b>Headline Index</b>						
- Current situation	37.5	41.0	34.8	36.8	27.3	24.5
- Expectations	14.5	17.3	9.5	9.0	-1.0	-4.0

<b>Eastern Europe</b>	Feb 12	Mar 12	Apr 12	May 12	Jun 12	Jul 12
<b>Overall Index</b>	1.6	8.2	5.2	1.3	-3.8	-6.6
<b>Headline Index</b>						
- Current situation	1.3	9.5	9.0	6.3	1.8	0.3
- Expectations	2.0	7.0	1.5	-3.5	-9.3	-13.3



## Data availability

**Bloomberg**

**FACTSET**



**Macrobond**



**sentix**   
expertise in behavioral finance

## About sentix

On a weekly basis, more than 3.700 registered investors (of which more than 780 are institutionals) supply us with their market assessment. Out of this data, sentix calculates sentiment indexes, which mirror the sentiment of equity markets (DAX, EuroSTOXX 50, Nikkei 225, S&P 500), bond markets (Bund-Future, US-Treasury-Future) and currencies (EUR/USD, USD/YEN). These sentiment indexes are setting the standard, held in high regard by many renowned financial players and are used by investment professionals in their analyses and investment processes. A history of more than eleven years and the simple access to data via reputable data providers as well as a website document the outstanding position of sentix as the leading independent sentiment data base.

## Background, methodology and more

See <http://economics.sentix.de>



## Disclaimer

### Important information concerning liability, compliance, protection of investors and copyright

This information is meant only for distribution in countries in which this is permitted by law.

This analysis is for information purposes only and (i) does not constitute or form part of any offer for sale or subscription of or solicitation of any offer to buy or subscribe for any financial, money market or investment instrument or any security, (ii) is neither intended as such an offer for sale or subscription of or solicitation of an offer to buy or subscribe for any financial, money market or investment instrument or any security nor (iii) as an advertisement thereof. The investment possibilities discussed in this report may not be suitable for certain investors depending on their specific investment objectives and time horizon or in the context of their overall financial situation. The investments discussed may fluctuate in price or value. Investors may get back less than they invested.

Changes in rates of exchange may have an adverse effect on the value of investments. Furthermore, past performance is not necessarily indicative of future results. In particular, the risks associated with an investment in the financial, money market or investment instrument or security under discussion are not explained in their entirety.

We assume no liability for the information contained in this analysis. The analysis is no substitute for personal investment consultation. Even on the basis of the depicted opportunities and risks, investors must individually assess – on the basis of their own personal investment strategies, the financial, legal and fiscal situation - whether an investment in the financial instruments depicted here is sensible for them. As this document is in no way a direct investment recommendation, this document or parts of it should not be used as the basis for any conclusion of contract or for any commitment to obligations of any kind. Investors are asked to contact the investment analysts of their banks for individual investment advice and other individual explanations and advice.

Neither the sentix GmbH nor any of its managing directors, employees or other persons assume liability for losses or damages caused in connection with the use of this document or its contents.

The sentiment analysis is made available via the internet to those sentix participants of which is assumed that they do not base their investment decisions inappropriately on the basis of this analysis.

Statements or conclusions made through data or services do not include warrants or guarantees for future market- or price changes. The opinions and assessments expressed therein can change without prior notice.

The sentix GmbH explicitly points out that both the sentix GmbH, its legal agents as well as their employees (in the following: the Involved) regularly conduct transactions in equity and other financial instruments which the data and services refer to. They do this both in their own names and for their own accounts as well as in the name and accounts of third parties. Should the Involved have been involved in an emission of instruments for the finance markets in the past 12 months, this is separately indicated at the corresponding place.

All rights of use for this analysis, its data and services are property of the sentix GmbH and are copyrighted. The sentix GmbH reserves its right to inflict penalties for the unauthorized usage of data and services, especially unauthorized commercial use. A reproduction or subsequent processing of website elements, analyses, data or services in electronic, written or other form is prohibited without prior consent by the sentix GmbH. Analyses that are only available in the secure customer area may not be quoted, neither in full, nor in part. An exception to this are analyses, data or services which have been posted by the sentix GmbH via the press mailing list or which have been presented in other form for public propagation.

This analysis may not – either in full or in part, regardless of underlying intent – be forwarded, reproduced or published.

„sentix“ is a registered trademark of Manfred Hübner and Patrick Hussy.

DAX, TecDAX, Xetra und Eurex are registered trademarks of the Deutsche Börse AG. Dow Jones EURO STOXX 50 is a registered trademark of the STOXX Limited. Other names of products and companies which may be mentioned on this site could also be protected or be registered trademarks of other companies.

### ANALYST DECLARATION

Neither in the past, present or future is the remuneration of the author linked – either directly or indirectly – to his or her recommendations or views expressed in this context.